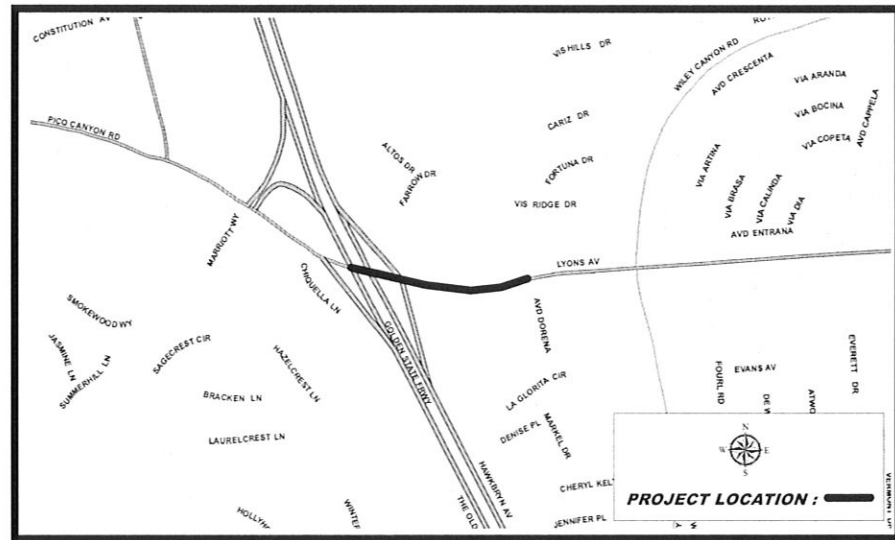


2005-06 ROADWAY SAFETY PROGRAM  
(AKA LYONS AVENUE MEDIAN MODIFICATION)

Project Number C0026

**Project Location:**  
Lyons Avenue from  
Interstate 5 to Avenida  
Dorena.



**Description:** This project will construct a raised median along Lyons Avenue, from Interstate 5 to Avenida Dorena. Scope of work includes design, permitting and installation of a raised median, storm drain modification, and will also include minimal landscaping.

**Justification:** This location has been identified as in need of mitigation to promote roadway safety and circulation. City staff has worked with the business community to identify needs to minimize circulation impacts, and successfully petitioned for grant funds to construct the improvements.

**Project Status:** In progress. **Department:** Public Works **Project Supervisor:** Curtis Nay

**Project Cost Est. (\$):**

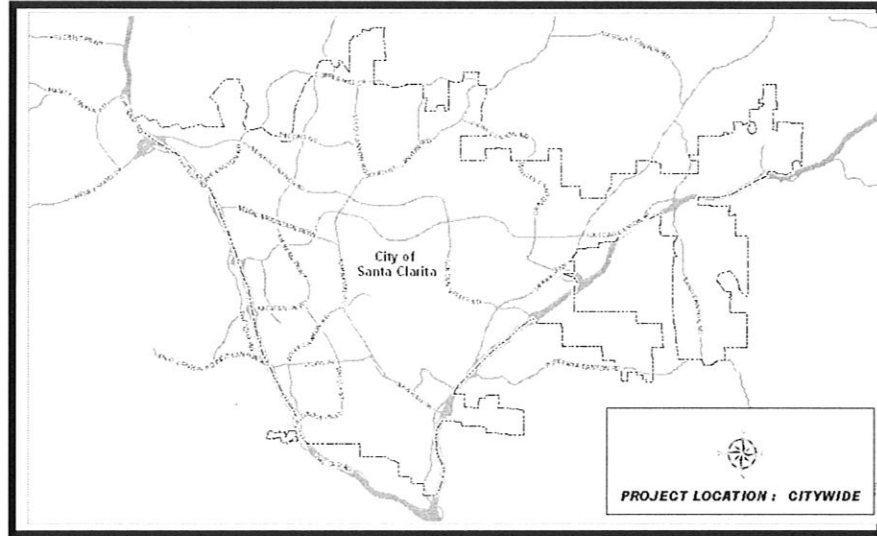
<u>Expenditure/Category:</u>	<u>Prior Years</u>	<u>2011-12</u>	<u>2012-13</u>	<u>2013-14</u>	<u>2014-15</u>	<u>2015-16</u>	<u>Total</u>
Environ/NPDES	2,000	0	0	0	0	0	2,000
Design/Plan Review	50,000	0	0	0	0	0	50,000
Right-of-Way	0	0	0	0	0	0	0
Construction	240,000	0	0	0	0	0	240,000
Inspection & Admin	50,000	20,000	0	0	0	0	70,000
Contingency	31,500	0	0	0	0	0	31,500
<b>Total Costs:</b>	<b>\$373,500</b>	<b>\$20,000</b>	<b>\$0</b>	<b>\$0</b>	<b>\$0</b>	<b>\$0</b>	<b>\$393,500</b>

**Project Funding:**

<u>Funding Source:</u>	<u>Prior Years</u>	<u>2011-12</u>	<u>2012-13</u>	<u>2013-14</u>	<u>2014-15</u>	<u>2015-16</u>	<u>Total</u>
Gas Tax	107,260	0	0	0	0	0	107,260
General Fund	51,100	0	0	0	0	0	51,100
HSIP Grant	215,500	20,000	0	0	0	0	235,500
	0	0	0	0	0	0	0
	0	0	0	0	0	0	0
	0	0	0	0	0	0	0
	0	0	0	0	0	0	0
Priority Unfunded	0	0	0	0	0	0	0
<b>Total Costs:</b>	<b>\$373,860</b>	<b>\$20,000</b>	<b>\$0</b>	<b>\$0</b>	<b>\$0</b>	<b>\$0</b>	<b>\$393,860</b>

**Impact On Operations:** Increase to water utility bills and streetsweeping costs.

**Project Location:**  
City wide.



**Description:** This project will make modifications to intersections to improve traffic circulation at one of several locations currently under consideration.

**Justification:** Each year the City dedicates a portion of the capital budget for this effort. This annual commitment improves traffic circulation by addressing necessary modifications to raised medians where traffic flow is impeded by left-turning vehicles, or where other circulation concerns exist.

**Project Status:** Approved.                      **Department:** Public Works                      **Project Supervisor:** Andrew Yi

**Project Cost Est. (\$):**

<u>Expenditure/Category:</u>	<u>PriorYears</u>	<u>2011-12</u>	<u>2012-13</u>	<u>2013-14</u>	<u>2014-15</u>	<u>2015-16</u>	<u>Total</u>
Environ/NPDES	0	500	500	500	500	500	2,500
Design/Plan Review	0	3,500	3,500	3,500	3,500	3,500	17,500
Right-of-Way	0	0	0	0	0	0	0
Construction	0	40,000	40,000	40,000	40,000	40,000	200,000
Inspection & Admin	0	2,000	2,000	2,000	2,000	2,000	10,000
Contingency	0	4,000	4,000	4,000	4,000	4,000	20,000
<b>Total Costs:</b>	<b>\$0</b>	<b>\$50,000</b>	<b>\$50,000</b>	<b>\$50,000</b>	<b>\$50,000</b>	<b>\$50,000</b>	<b>\$250,000</b>

**Project Funding:**

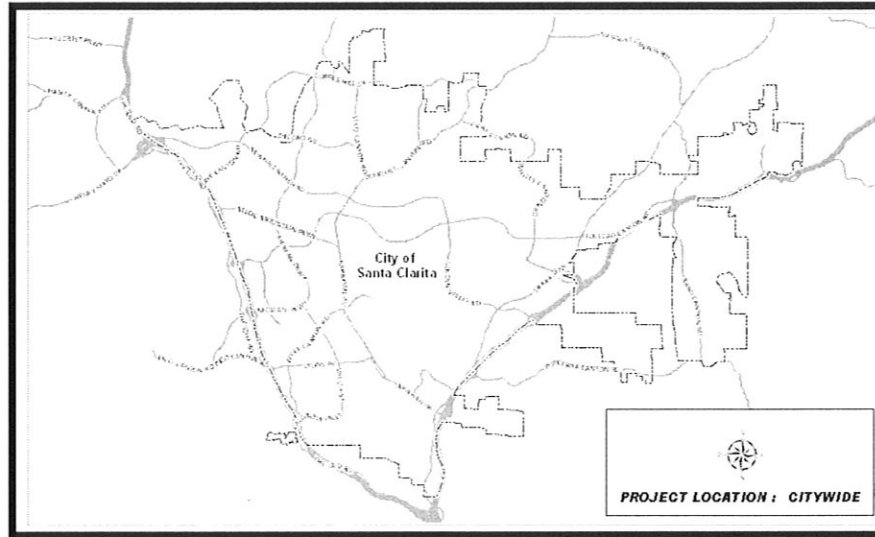
<u>Funding Source:</u>	<u>PriorYears</u>	<u>2011-12</u>	<u>2012-13</u>	<u>2013-14</u>	<u>2014-15</u>	<u>2015-16</u>	<u>Total</u>
Gas Tax	0	50,000	0	0	0	0	50,000
	0	0	0	0	0	0	0
	0	0	0	0	0	0	0
	0	0	0	0	0	0	0
	0	0	0	0	0	0	0
	0	0	0	0	0	0	0
	0	0	0	0	0	0	0
Priority Unfunded	0	0	50,000	50,000	50,000	50,000	200,000
<b>Total Costs:</b>	<b>\$0</b>	<b>\$50,000</b>	<b>\$50,000</b>	<b>\$50,000</b>	<b>\$50,000</b>	<b>\$50,000</b>	<b>\$250,000</b>

**Impact On Operations:** None.

2011-12 INTERSECTION SAFETY -  
LEFT TURN IMPROVEMENTS

Project Number: C0040

**Project Location:**  
City wide.



**Description:** This project will modify the operation of an existing traffic signal by changing the signal phasing to provide protected left-turns at one of several locations currently under consideration.

**Justification:** Each year, the City dedicates a portion of its capital budget to projects that address circulation issues. This program implements adjustments to traffic signals to provide protected left-turn enhancements of signals to improve circulation and safety.

**Project Status:** Approved.                      **Department:** Public Works                      **Project Supervisor:** Andrew Yi

**Project Cost Est. (\$):**

<u>Expenditure/Category:</u>	<u>PriorYears</u>	<u>2011-12</u>	<u>2012-13</u>	<u>2013-14</u>	<u>2014-15</u>	<u>2015-16</u>	<u>Total</u>
Environ/NPDES	0	0	0	0	0	0	0
Design/Plan Review	0	0	0	0	0	0	0
Right-of-Way	0	0	0	0	0	0	0
Construction	0	42,000	42,000	42,000	42,000	42,000	210,000
Inspection & Admin	0	2,500	2,500	2,500	2,500	2,500	12,500
Contingency	0	5,500	5,500	5,500	5,500	5,500	27,500
<b>Total Costs:</b>	<b>\$0</b>	<b>\$50,000</b>	<b>\$50,000</b>	<b>\$50,000</b>	<b>\$50,000</b>	<b>\$50,000</b>	<b>\$250,000</b>

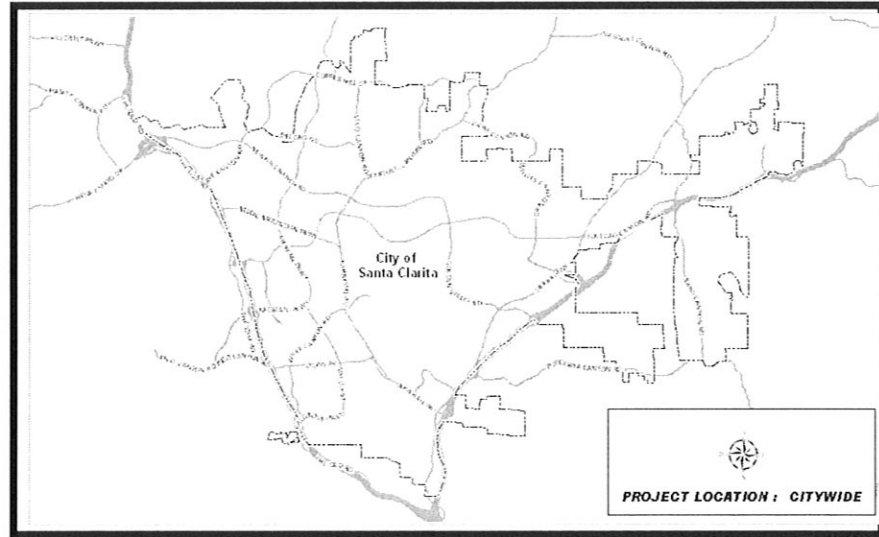
**Project Funding:**

<u>Funding Source:</u>	<u>PriorYears</u>	<u>2011-12</u>	<u>2012-13</u>	<u>2013-14</u>	<u>2014-15</u>	<u>2015-16</u>	<u>Total</u>
SMD Ad Valorem	0	50,000	0	0	0	0	50,000
	0	0	0	0	0	0	0
	0	0	0	0	0	0	0
	0	0	0	0	0	0	0
	0	0	0	0	0	0	0
	0	0	0	0	0	0	0
	0	0	0	0	0	0	0
Priority Unfunded	0	0	50,000	50,000	50,000	50,000	200,000
<b>Total Costs:</b>	<b>\$0</b>	<b>\$50,000</b>	<b>\$50,000</b>	<b>\$50,000</b>	<b>\$50,000</b>	<b>\$50,000</b>	<b>\$250,000</b>

**Impact On Operations:** None.

**Project Location:**

City wide.



**Description:** This project will make median modifications that will improve traffic circulation at one of three locations currently under consideration.

**Justification:** Each year the City dedicates a portion of the capital budget for this effort. This annual commitment improves traffic circulation by addressing necessary modifications to raised medians where traffic flow is impeded by left-turning vehicles, or where other circulation concerns exist.

**Project Status:** Approved.                      **Department:** Public Works                      **Project Supervisor:** Andrew Yi

**Project Cost Est. (\$):**

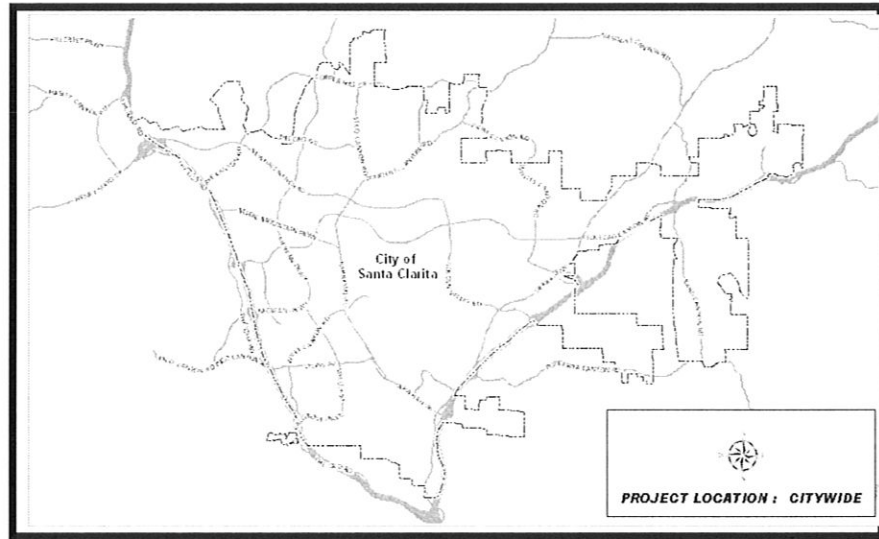
<u>Expenditure/Category:</u>	<u>PriorYears</u>	<u>2011-12</u>	<u>2012-13</u>	<u>2013-14</u>	<u>2014-15</u>	<u>2015-16</u>	<u>Total</u>
Environ/NPDES	0	500	500	500	500	500	2,500
Design/Plan Review	0	3,500	3,500	3,500	3,500	3,500	17,500
Right-of-Way	0	0	0	0	0	0	0
Construction	0	40,000	40,000	40,000	40,000	40,000	200,000
Inspection & Admin	0	2,000	2,000	2,000	2,000	2,000	10,000
Contingency	0	4,000	4,000	4,000	4,000	4,000	20,000
<b>Total Costs:</b>	<b>\$0</b>	<b>\$50,000</b>	<b>\$50,000</b>	<b>\$50,000</b>	<b>\$50,000</b>	<b>\$50,000</b>	<b>\$250,000</b>

**Project Funding:**

<u>Funding Source:</u>	<u>PriorYears</u>	<u>2011-12</u>	<u>2012-13</u>	<u>2013-14</u>	<u>2014-15</u>	<u>2015-16</u>	<u>Total</u>
LMD Zone 2008-1	0	50,000	0	0	0	0	50,000
	0	0	0	0	0	0	0
	0	0	0	0	0	0	0
	0	0	0	0	0	0	0
	0	0	0	0	0	0	0
	0	0	0	0	0	0	0
	0	0	0	0	0	0	0
Priority Unfunded	0	0	50,000	50,000	50,000	50,000	200,000
<b>Total Costs:</b>	<b>\$0</b>	<b>\$50,000</b>	<b>\$50,000</b>	<b>\$50,000</b>	<b>\$50,000</b>	<b>\$50,000</b>	<b>\$250,000</b>

**Impact On Operations:** None.

**Project Location:**  
City wide.



**Description:** This project will make roadway modifications that will improve improve roadway safety. Improvements may include striping, signage, the construction of a raised median, or the installation of guardrails.

**Justification:** Each year, the City dedicates a portion of its capital budget to projects that promote roadway safety.

**Project Status:** Approved.                      **Department:** Public Works                      **Project Supervisor:** Andrew Yi

**Project Cost Est. (\$):**

<u>Expenditure/Category:</u>	<u>PriorYears</u>	<u>2011-12</u>	<u>2012-13</u>	<u>2013-14</u>	<u>2014-15</u>	<u>2015-16</u>	<u>Total</u>
Environ/NPDES	0	0	0	0	0	0	0
Design/Plan Review	0	0	0	0	0	0	0
Right-of-Way	0	0	0	0	0	0	0
Construction	0	42,000	42,000	42,000	42,000	42,000	210,000
Inspection & Admin	0	2,500	2,500	2,500	2,500	2,500	12,500
Contingency	0	5,500	5,500	5,500	5,500	5,500	27,500
<b>Total Costs:</b>	<b>\$0</b>	<b>\$50,000</b>	<b>\$50,000</b>	<b>\$50,000</b>	<b>\$50,000</b>	<b>\$50,000</b>	<b>\$250,000</b>

**Project Funding:**

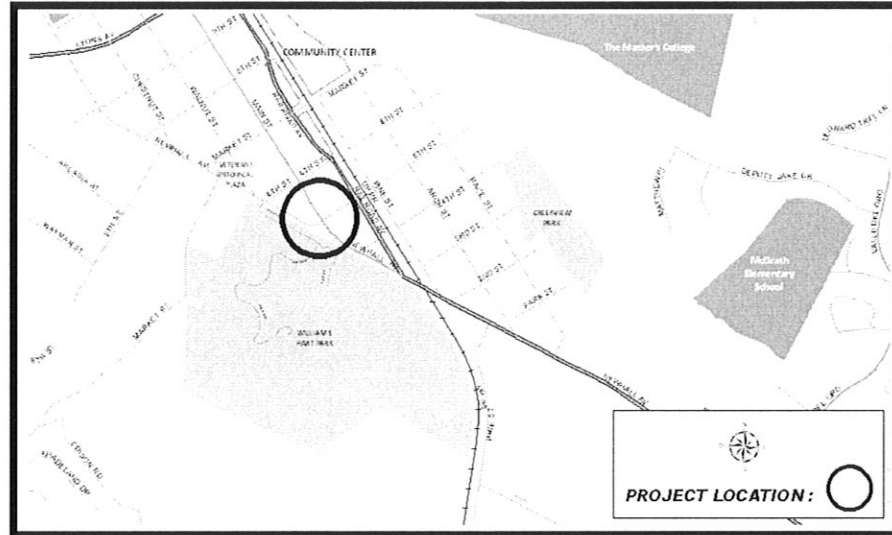
<u>Funding Source:</u>	<u>PriorYears</u>	<u>2011-12</u>	<u>2012-13</u>	<u>2013-14</u>	<u>2014-15</u>	<u>2015-16</u>	<u>Total</u>
Gas Tax	0	50,000	0	0	0	0	50,000
	0	0	0	0	0	0	0
	0	0	0	0	0	0	0
	0	0	0	0	0	0	0
	0	0	0	0	0	0	0
	0	0	0	0	0	0	0
	0	0	0	0	0	0	0
Priority Unfunded	0	0	50,000	50,000	50,000	50,000	200,000
<b>Total Costs:</b>	<b>\$0</b>	<b>\$50,000</b>	<b>\$50,000</b>	<b>\$50,000</b>	<b>\$50,000</b>	<b>\$50,000</b>	<b>\$250,000</b>

**Impact On Operations:** None.

# 5TH STREET & NEWHALL AVENUE ROUNDABOUT (AKA NEWHALL AVENUE TRAFFIC CIRCLE)

Project Number C2022

**Project Location:**  
5th Street and Newhall Avenue.



**Description:** This effort will construct a roundabout at the intersection of 5th Street and Newhall Avenue. The roundabout will allow for smoother traffic flow around the Old Town area of Newhall, while creating a focal point to landscape and monument the entrance to Main Street. Prior year efforts provided for conceptual and architectural design.

**Justification:** The Downtown Newhall Specific Plan called for the reconfiguration of Main Street and Newhall Avenue in the area. This work necessitates a revision to the traffic patterns south of Old Town. The proposed roundabout will implement the traffic pattern revision, creating a calmer traffic pattern for the area.

**Project Status:** In progress.      **Department:** Public Works      **Project Supervisor:** Curtis Nay

**Project Cost Est. (\$):**

<u>Expenditure/Category:</u>	<u>PriorYears</u>	<u>2011-12</u>	<u>2012-13</u>	<u>2013-14</u>	<u>2014-15</u>	<u>2015-16</u>	<u>Total</u>
Environ/NPDES	0	2,000	0	0	0	0	2,000
Design/Plan Review	312,678	0	0	0	0	0	312,678
Right-of-Way	0	0	0	0	0	0	0
Construction	0	1,650,000	0	0	0	0	1,650,000
Inspection & Admin	20,000	138,000	0	0	0	0	158,000
Contingency	0	160,000	0	0	0	0	160,000
<b>Total Costs:</b>	<b>\$332,678</b>	<b>\$1,950,000</b>	<b>\$0</b>	<b>\$0</b>	<b>\$0</b>	<b>\$0</b>	<b>\$2,282,678</b>

**Project Funding:**

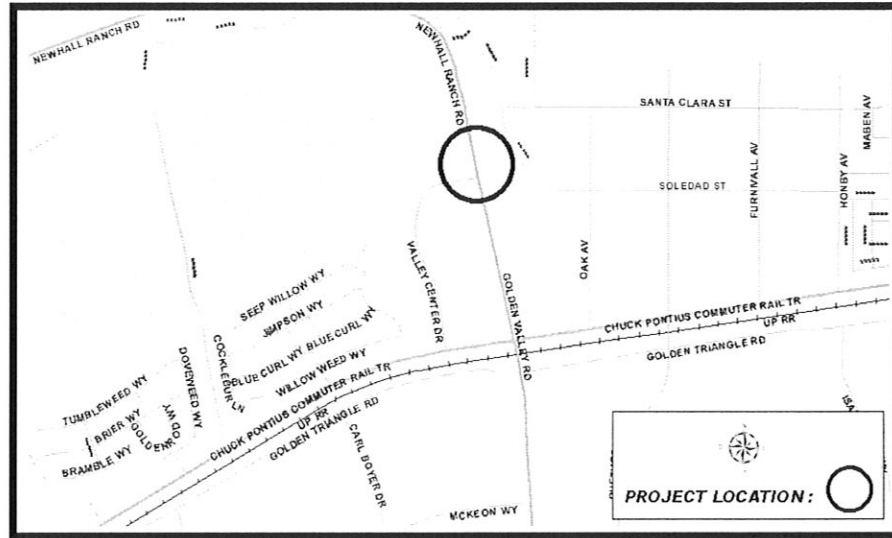
<u>Funding Source:</u>	<u>PriorYears</u>	<u>2011-12</u>	<u>2012-13</u>	<u>2013-14</u>	<u>2014-15</u>	<u>2015-16</u>	<u>Total</u>
Federal Grant	0	702,563	0	0	0	0	702,563
RDA Non-Hsg. Cash	332,678	665,322	0	0	0	0	998,000
LMD Zone 2008-1	0	582,115	0	0	0	0	582,115
	0	0	0	0	0	0	0
	0	0	0	0	0	0	0
	0	0	0	0	0	0	0
	0	0	0	0	0	0	0
	0	0	0	0	0	0	0
Priority Unfunded	0	0	0	0	0	0	0
<b>Total Costs:</b>	<b>\$332,678</b>	<b>\$1,950,000</b>	<b>\$0</b>	<b>\$0</b>	<b>\$0</b>	<b>\$0</b>	<b>\$2,282,678</b>

**Impact On Operations:** None at this time. Upon completion, landscape maintenance costs will be absorbed via Landscape Maintenance District.

**GOLDEN VALLEY ROAD/NEWHALL RANCH ROAD  
TRAFFIC SIGNAL**

Project Number C4008

**Project Location:**  
Intersection of Newhall  
Ranch Road and  
Golden Valley Road.



**Description:** This effort will construct a new traffic signal at the future intersection of Golden Valley Road and Newhall Ranch Road to facilitate access for visitor and emergency vehicles to the future Fire Station 104.

**Justification:** The City has reached an agreement with the Los Angeles County Fire Department to install a traffic signal as part of the Newhall Ranch Road roadway construction effort that is currently underway.

**Project Status:** In progress.

**Department:** Public Works

**Project Supervisor:** Curtis Nay

**Project Cost Est. (\$):**

<u>Expenditure/Category:</u>	<u>Prior Years</u>	<u>2011-12</u>	<u>2012-13</u>	<u>2013-14</u>	<u>2014-15</u>	<u>2015-16</u>	<u>Total</u>
Environ/NPDES	0	0	0	0	0	0	0
Design/Plan Review	2,500	0	0	0	0	0	2,500
Right-of-Way	0	0	0	0	0	0	0
Construction	265,000	0	0	0	0	0	265,000
Inspection & Admin	7,500	10,000	0	0	0	0	17,500
Contingency	0	0	0	0	0	0	0
<b>Total Costs:</b>	<b>\$275,000</b>	<b>\$10,000</b>	<b>\$0</b>	<b>\$0</b>	<b>\$0</b>	<b>\$0</b>	<b>\$285,000</b>

**Project Funding:**

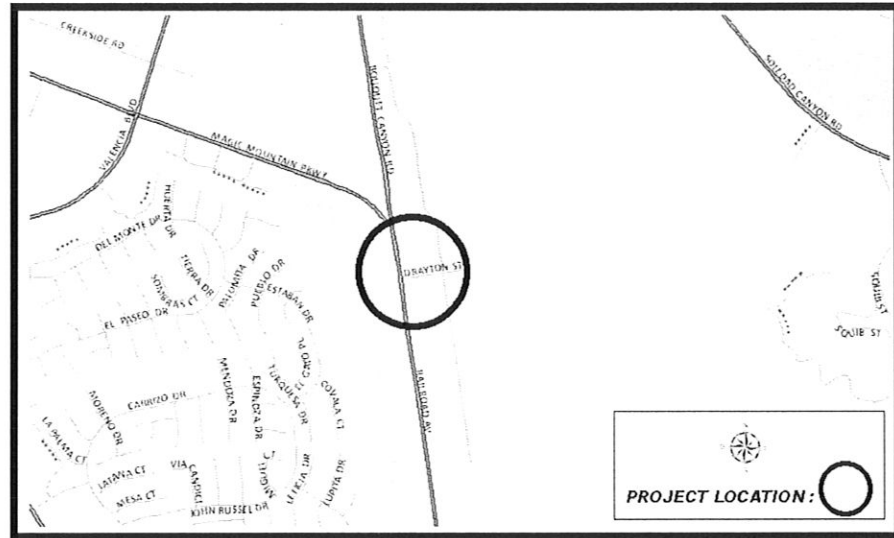
<u>Funding Source:</u>	<u>Prior Years</u>	<u>2011-12</u>	<u>2012-13</u>	<u>2013-14</u>	<u>2014-15</u>	<u>2015-16</u>	<u>Total</u>
Federal Approp.	275,000	10,000	0	0	0	0	285,000
	0	0	0	0	0	0	0
	0	0	0	0	0	0	0
	0	0	0	0	0	0	0
	0	0	0	0	0	0	0
	0	0	0	0	0	0	0
	0	0	0	0	0	0	0
Priority Unfunded	0	0	0	0	0	0	0
<b>Total Costs:</b>	<b>\$275,000</b>	<b>\$10,000</b>	<b>\$0</b>	<b>\$0</b>	<b>\$0</b>	<b>\$0</b>	<b>\$285,000</b>

**Impact On Operations:** Increase to traffic signal maintenance agreement.

# RAILROAD AVENUE/DRAYTON STREET INTERSECTION MODIFICATIONS

Project Number C2023

**Project Location:**  
 Railroad Avenue and  
 Drayton Street.



**Description:** This effort will upgrade the signal at Railroad Avenue and Drayton Street to provide protected left-turn phasing from Railroad Avenue onto Drayton Street and from Railroad Avenue into the shopping center. Upgrades will include include relocations/installations/adjustments to pole and traffic control devices, and will also include the construction of curb ramps that meet Americans with Disabilities (ADA) requirements.

**Justification:** Due to traffic volumes at this intersection, protected left-turn phasing will allow for will provide for improved circulation. Additionally, the installation of new curb ramps will make this intersection compliant with the American Disabilities Act.

**Project Status:** In progress.      **Department:** Public Works      **Project Supervisor:** Curtis Nay

**Project Cost Est. (\$):**

<u>Expenditure/Category:</u>	<u>PriorYears</u>	<u>2011-12</u>	<u>2012-13</u>	<u>2013-14</u>	<u>2014-15</u>	<u>2015-16</u>	<u>Total</u>
Environ/NPDES	0	5,000	0	0	0	0	5,000
Design/Plan Review	0	25,030	0	0	0	0	25,030
Right-of-Way	0	10,000	0	0	0	0	10,000
Construction	0	197,500	0	0	0	0	197,500
Inspection & Admin	20	19,750	0	0	0	0	19,770
Contingency	0	39,500	0	0	0	0	39,500
<b>Total Costs:</b>	<b>\$20</b>	<b>\$296,780</b>	<b>\$0</b>	<b>\$0</b>	<b>\$0</b>	<b>\$0</b>	<b>\$296,800</b>

**Project Funding:**

<u>Funding Source:</u>	<u>PriorYears</u>	<u>2011-12</u>	<u>2012-13</u>	<u>2013-14</u>	<u>2014-15</u>	<u>2015-16</u>	<u>Total</u>
Gas Tax	20	47,160	0	0	0	0	47,180
HSIP Grant	0	199,620	0	0	0	0	199,620
SMD Ad Valorem	0	50,000	0	0	0	0	50,000
	0	0	0	0	0	0	0
	0	0	0	0	0	0	0
	0	0	0	0	0	0	0
	0	0	0	0	0	0	0
Priority Unfunded	0	0	0	0	0	0	0
<b>Total Costs:</b>	<b>\$20</b>	<b>\$296,780</b>	<b>\$0</b>	<b>\$0</b>	<b>\$0</b>	<b>\$0</b>	<b>\$296,800</b>

**Impact On Operations:** None.