

Advanced Signs By Nick
45322 Trevor Ave
Lancaster, CA 93534
(661) 723-4880 • Fax (661) 723-3605



MAR 29 2007
PLANNING APPROVAL AS MARKED
SUBJECT TO ALL APPLICABLE SECTIONS
OF THE UNIFIED DEVELOPMENT CODE
CITY OF SANTA CLARITA
COMMUNITY DEVELOPMENT
[Signature]
PLANNING DIVISION

ADM 07-384
Approval for
Wall sign.

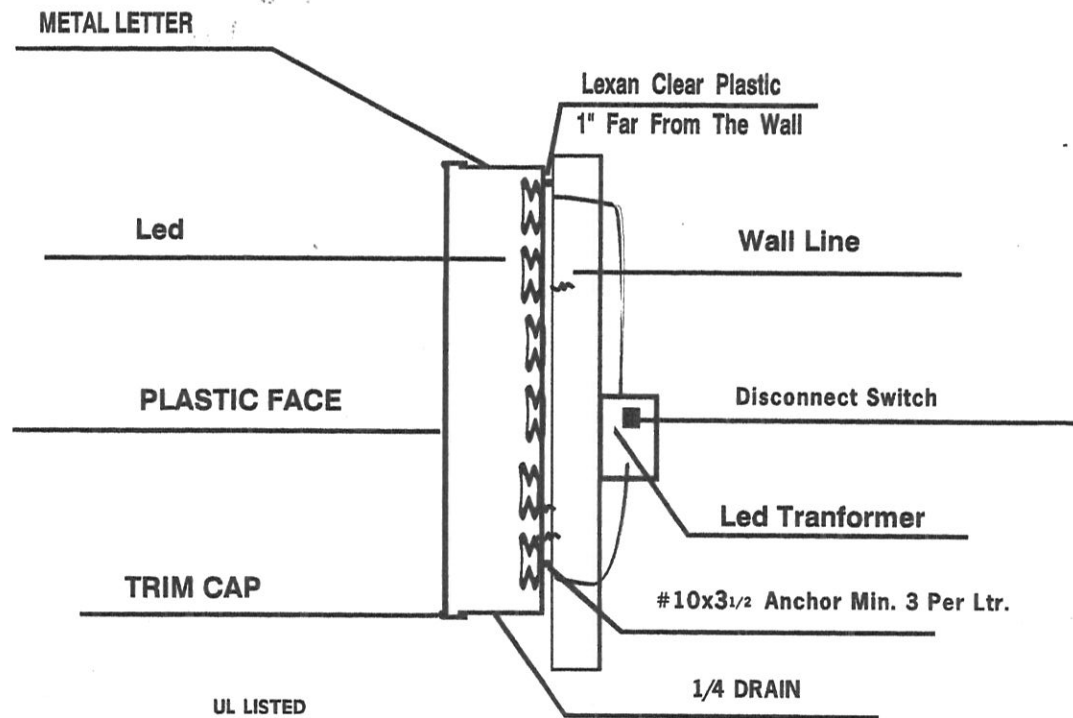
27125 Sierra Hwy
#309



Frontage 19'

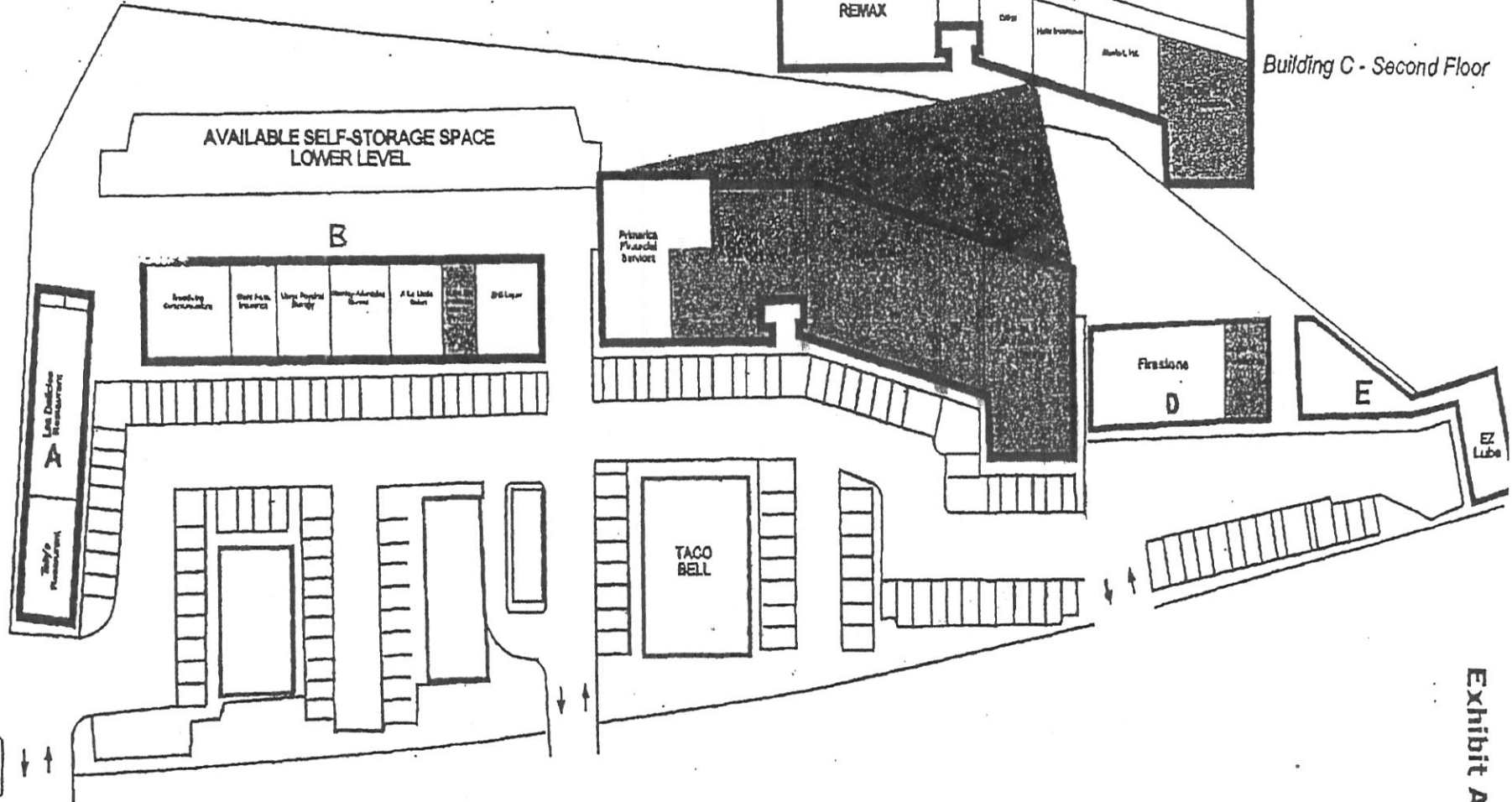
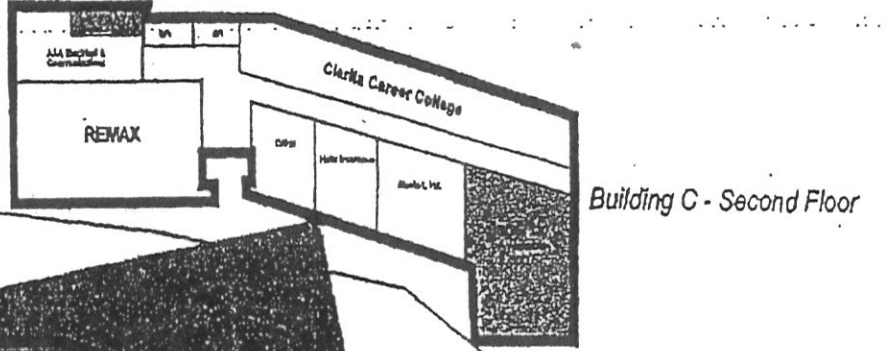
Advanced Signs By Nick
45322 Trevor Ave
Lancaster, CA 93534
(661) 723-4880 • Fax (661) 723-3605

Installation Method For Channel Letters LED



3

Extra 2250
Available
642 SF



R.M.
M-13

Sierra Crest Center
 27125 Sierra Hwy.
 Canyon Country, CA

Exhibit A

APR. 24. 2002 3:05PM

AFFER GOLD RUBAUM

NO. 3155 P. 17

FARMERS Insurance wall

(MVA) 07-269

(MVA) 07-384

07-1250

Mimi w/ Advanced Signs
Col 1-723-4880

LETTER ~~FROM~~ FOR MISTAKES
DUE TO APPRAISAL

SHUT - MORTGAGE
SHUT BANKS

315 inch

OCT 05 2007

PLANNING APPROVAL AS MARKED
SUBJECT TO ALL APPLICABLE SECTIONS
OF THE UNIFIED DEVELOPMENT CODE
CITY OF SANTA CLARITA
COMMUNITY DEVELOPMENT

JRL
PLANNING DIVISION

215 inch

154 inch

50 inch

**SANTA
CLARITA**

CLEANERS

24 inch

*DDM07-1250
Approval of Channel
Letter wall sign
- Planning de*

103 inch

27125 Sierra Hwy # 310
Santa Clarita CA 91351

Designed and Manufactured by
CC&C Signs and Banners



BEAUTY SALON

CASHING STORE SANIA CLARITA CLEANERS ON THE


309

310



661-250-9886

27105 Sierra Hwy #308
 SANTA CLARITA, CA 91351



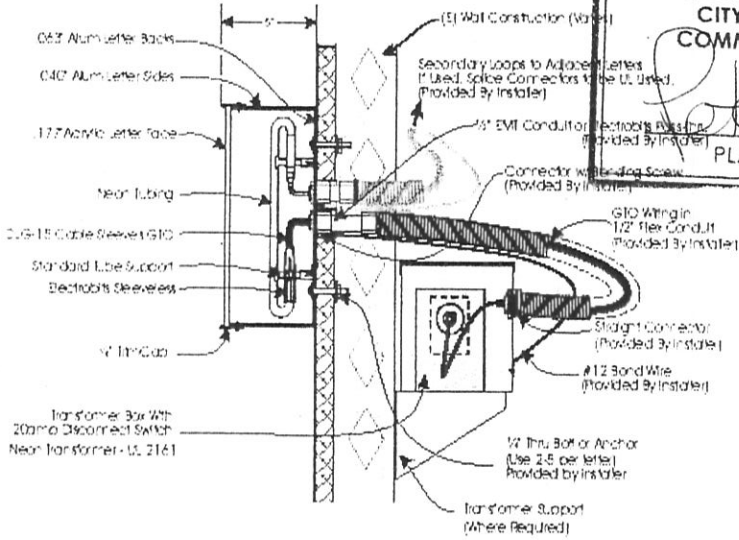
FARMERS

2835

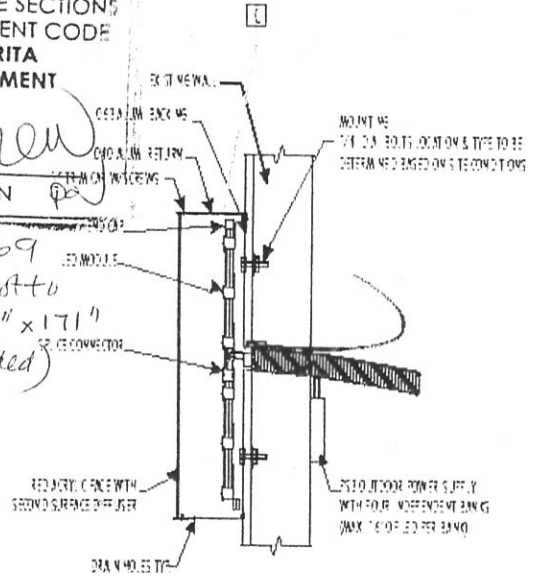
MAR 06 2007

PLANNING APPROVAL AS MARKED
 SUBJECT TO ALL APPLICABLE SECTIONS
 OF THE UNIFIED DEVELOPMENT CODE
 CITY OF SANTA CLARITA
 COMMUNITY DEVELOPMENT
 PLANNING DIVISION

ADM 07-269
 wall sign not to
 exceed 24" x 171"
 (logs included)



TYPICAL SECTION DETAIL
 CHANNEL LETTERS W/ REMOTE TRANSFORMER NOT TO SCALE



TYPICAL SECTION DETAIL
 CHANNEL LETTER NOT TO SCALE



REVISION HISTORY:			
NO.	BY	REVISION	DATE
A	1/10/04	REVISED	03
			CC

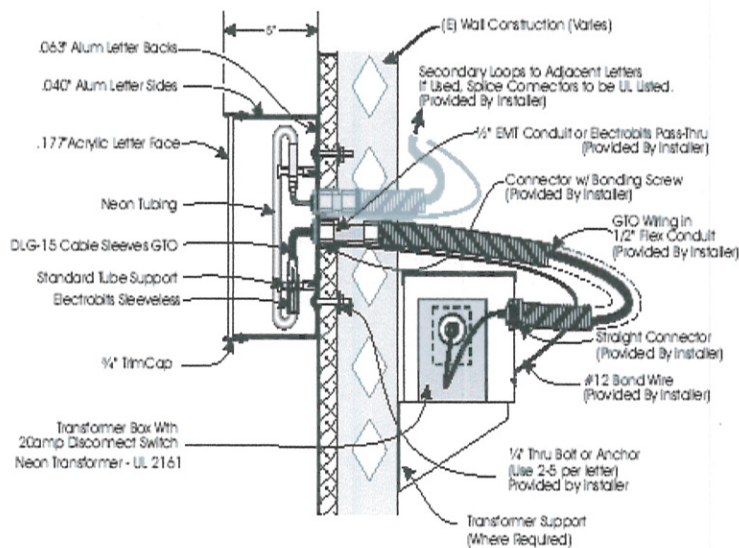

PARTS LIST:	
ITEM	DESCRIPTION
1	...
2	...
3	...
4	...
5	...
6	...
7	...
8	...
9	...
10	...

MATERIALS:	
ITEM	DESCRIPTION
1	...
2	...
3	...
4	...
5	...
6	...
7	...
8	...
9	...
10	...

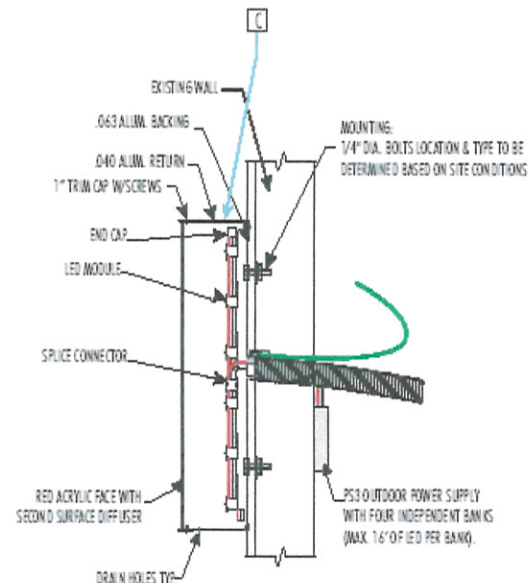
GENERAL NOTES:	
1	...
2	...
3	...
4	...
5	...
6	...
7	...
8	...
9	...
10	...

27125 SIERRA HWY #308

SANTA CLARITA, CA 91351



TYPICAL SECTION DETAIL
CHANNEL LETTERS W/ REMOTE TRANSFORMER NOT TO SCALE



TYPICAL SECTION DETAIL
CHANNEL LETTER NOT TO SCALE



REVISION HISTORY			
REV	DATE	REVISION	BY
A	11/07/06	INITIAL DRAWING RELEASED	CC

PARTS LIST:	
ITEM	DESCRIPTION
1	0.63\"/>

GENERAL NOTES	
1.	TERMINALS (UNLESS NOTED)
•	GREEN - 1/2\"/>
•	RED - 1/2\"/>
•	ALL OTHERS UNLESS NOTED OTHERWISE
2.	VIEWING DISTANCE 25 TO 30' UNLESS NOTED OTHERWISE
3.	THIS COLOR GUIDE INDICATES USE OF SPECTRAL ANALYSIS TOOL
4.	NO DEVIATION OR MATERIAL SUBSTITUTION WITHOUT WRN
5.	ALL ELECTRICAL WIRING TO COMPLY WITH NEC

PARTS LIST:	
ITEM	DESCRIPTION
1	0.63\"/>

GENERAL NOTES	
1.	TERMINALS (UNLESS NOTED)
•	GREEN - 1/2\"/>
•	RED - 1/2\"/>
•	ALL OTHERS UNLESS NOTED OTHERWISE
2.	VIEWING DISTANCE 25 TO 30' UNLESS NOTED OTHERWISE
3.	THIS COLOR GUIDE INDICATES USE OF SPECTRAL ANALYSIS TOOL
4.	NO DEVIATION OR MATERIAL SUBSTITUTION WITHOUT WRN
5.	ALL ELECTRICAL WIRING TO COMPLY WITH NEC

GENERAL NOTES	
1.	TERMINALS (UNLESS NOTED)
•	GREEN - 1/2\"/>
•	RED - 1/2\"/>
•	ALL OTHERS UNLESS NOTED OTHERWISE
2.	VIEWING DISTANCE 25 TO 30' UNLESS NOTED OTHERWISE
3.	THIS COLOR GUIDE INDICATES USE OF SPECTRAL ANALYSIS TOOL
4.	NO DEVIATION OR MATERIAL SUBSTITUTION WITHOUT WRN
5.	ALL ELECTRICAL WIRING TO COMPLY WITH NEC

GENERAL NOTES	
1.	TERMINALS (UNLESS NOTED)
•	GREEN - 1/2\"/>
•	RED - 1/2\"/>
•	ALL OTHERS UNLESS NOTED OTHERWISE
2.	VIEWING DISTANCE 25 TO 30' UNLESS NOTED OTHERWISE
3.	THIS COLOR GUIDE INDICATES USE OF SPECTRAL ANALYSIS TOOL
4.	NO DEVIATION OR MATERIAL SUBSTITUTION WITHOUT WRN
5.	ALL ELECTRICAL WIRING TO COMPLY WITH NEC

↑
153
↓

← 245" →

$26275 \times .75 = 19661$

← 107" →



306



Sign Type 3 – an internally illuminated parking entry wall sign identifying “Sierra Crest Center,” “Park,” and an arrow directing traffic. The height of the sign shall not exceed five (5) feet with a maximum width of 24 inches. The sign shall be subject to the approved descriptions and schedules.

Sign Type 5 – an internally illuminated center identification sign identifying “Sierra Crest Center.” The sign shall be located within the existing front arch of Building “C” and height of the sign shall not exceed seven feet – nine inches (7’9”), with a maximum width of 11 feet (the space within the existing arch). The sign shall be subject to the approved descriptions and schedules.

Sign Type 6 – a non-illuminated parking structure entry sign indicating entrance, exit, and maximum clearance. The height of the sign shall not exceed 11 inches with a maximum width of 10 feet. The sign shall be mounted to the structure and shall not hang below the roof of the entry. The sign shall be subject to the approved descriptions and schedules.

Sign Type 7 – an internally illuminated elevator directional sign identifying “Elevator, Lobby, and Stairs,” and an arrow directing pedestrian traffic. The sign shall be located within Building “C” and the height of the sign shall not exceed 12 inches, with a maximum width of 5 ½ feet. The sign shall be subject to the approved descriptions and schedules.

Sign Type 8 – painted and adhesive column graphics to be located on the columns within the parking structure. The sign shall be subject to the approved descriptions and schedules.

2. The approval also allows for wall signage to be erected in place of the existing wall signs. Criteria shall be as follows:

Wall Sign Standards – tenant wall signs shall be individually illuminated letters or shaped cabinets of the following types: (1) channel letters with plastic faces and clear lexan backs, mounted on stand-offs; (2) reverse channel letters; (3) channel letters with clear fronts, exposed neon, and lexan backs; and (4) shaped aluminum cabinets with routed copy and clear lexan backs mounted on stand-offs. No metallic trim caps shall be permitted. The maximum height of letters and shaped cabinets shall be 24” on Buildings A & B and the second floor of Building C. Signs on the second floor of Building C shall not exceed 10 square feet. The maximum height of letters and shaped cabinets on the first floor of Building C shall be 18”. The sign shall be subject to the approved descriptions and schedules.