



# RESIDENTIAL SWIMMING POOL SITE PLAN REQUIREMENTS

## BASIC PLAN REQUIREMENTS

- PLANS SHALL BE DRAWN ON SUBSTANTIAL PAPER (11"x17" MINIMUM).
- PLANS SHALL BE DRAWN TO SCALE.
- TEXT SHALL BE LEGIBLE.
- SHEETS SHALL BE NUMBERED.
- WORK DONE ON COPIES OF PREVIOUSLY APPROVED PLANS IS NOT ACCEPTABLE.
- THE SITE PLAN SHALL BE SEALED AND SIGNED BY THE POOL ENGINEER.

## SCOPE OF WORK

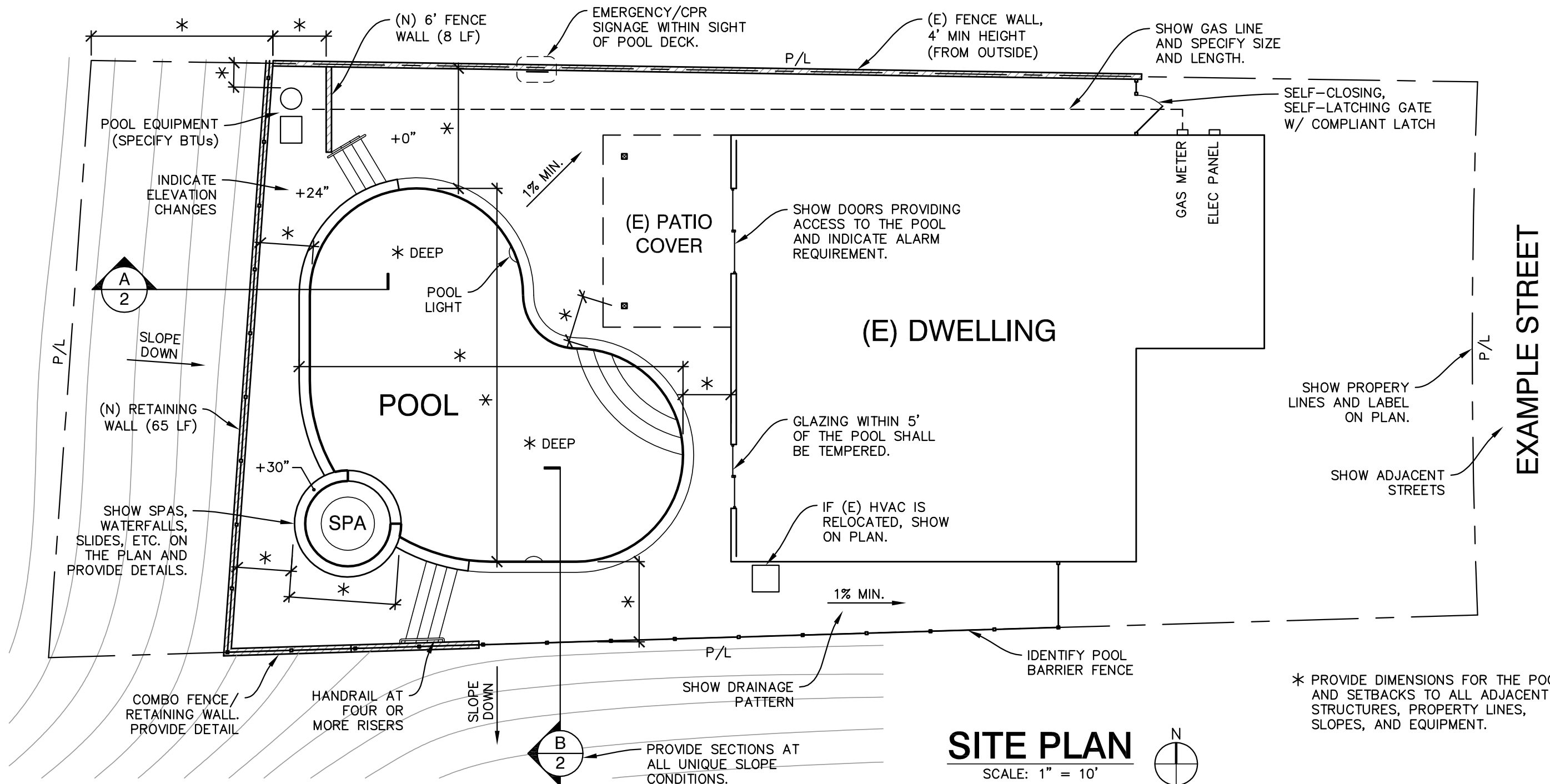
- THE FIRST SHEET OF PLANS SHALL INCLUDE A DESCRIPTION OF WORK AND THE POOL DESIGNER'S NAME AND CONTACT INFORMATION.
- EACH SHEET OF PLANS SHALL INCLUDE THE PROJECT ADDRESS.
- LABEL ALL EXISTING (E) AND NEW (N) ELEMENTS ON THE PLANS.

## ELECTRICAL REQUIREMENTS

- SHOW POOL LIGHTING ON THE PLAN. POOL LIGHTING SHALL BE REMOVABLE FOR SERVICING FROM THE DECK WITHOUT ENTERING THE POOL.
- INDICATE IF THE ELECTRICAL SERVICE IS UNDERGROUND OR OVERHEAD.
- INDICATE IF THE PANEL WILL BE MODIFIED.
- SPECIFY THE METHOD USED FOR EQUIPOTENTIAL BONDING.

WHEN APPLICABLE, THE FOLLOWING ITEMS SHALL BE INCLUDED ON THE SITE PLAN AND SHALL BE FULLY DIMENSIONED:

- SEPTIC SYSTEMS
- OAK TREES (ON OR ADJACENT TO PROPERTY)
- EASEMENTS
- FIRE PITS, FIRE PLACES, BARBECUES

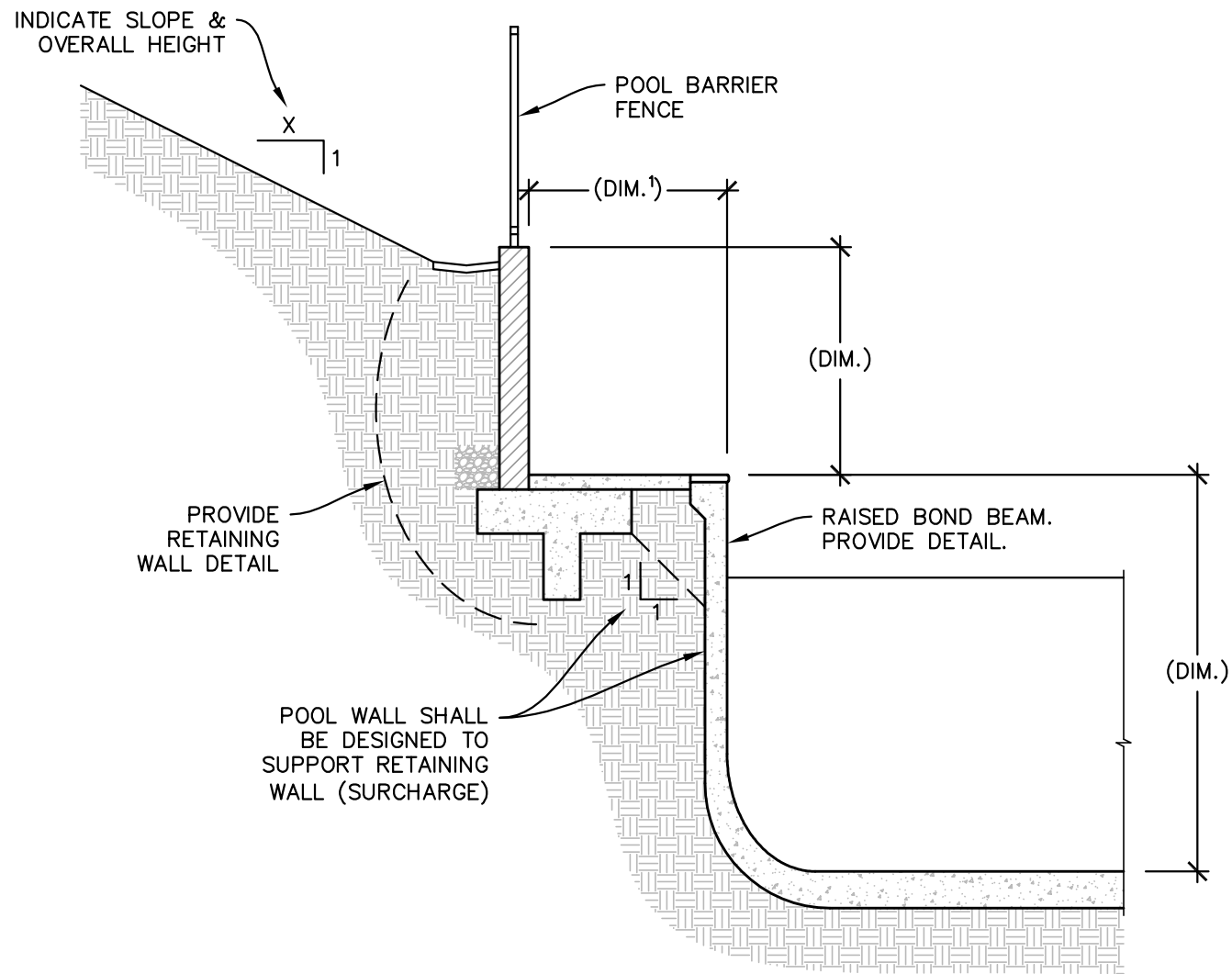


\* PROVIDE DIMENSIONS FOR THE POOL AND SETBACKS TO ALL ADJACENT STRUCTURES, PROPERTY LINES, SLOPES, AND EQUIPMENT.

EXAMPLE STREET



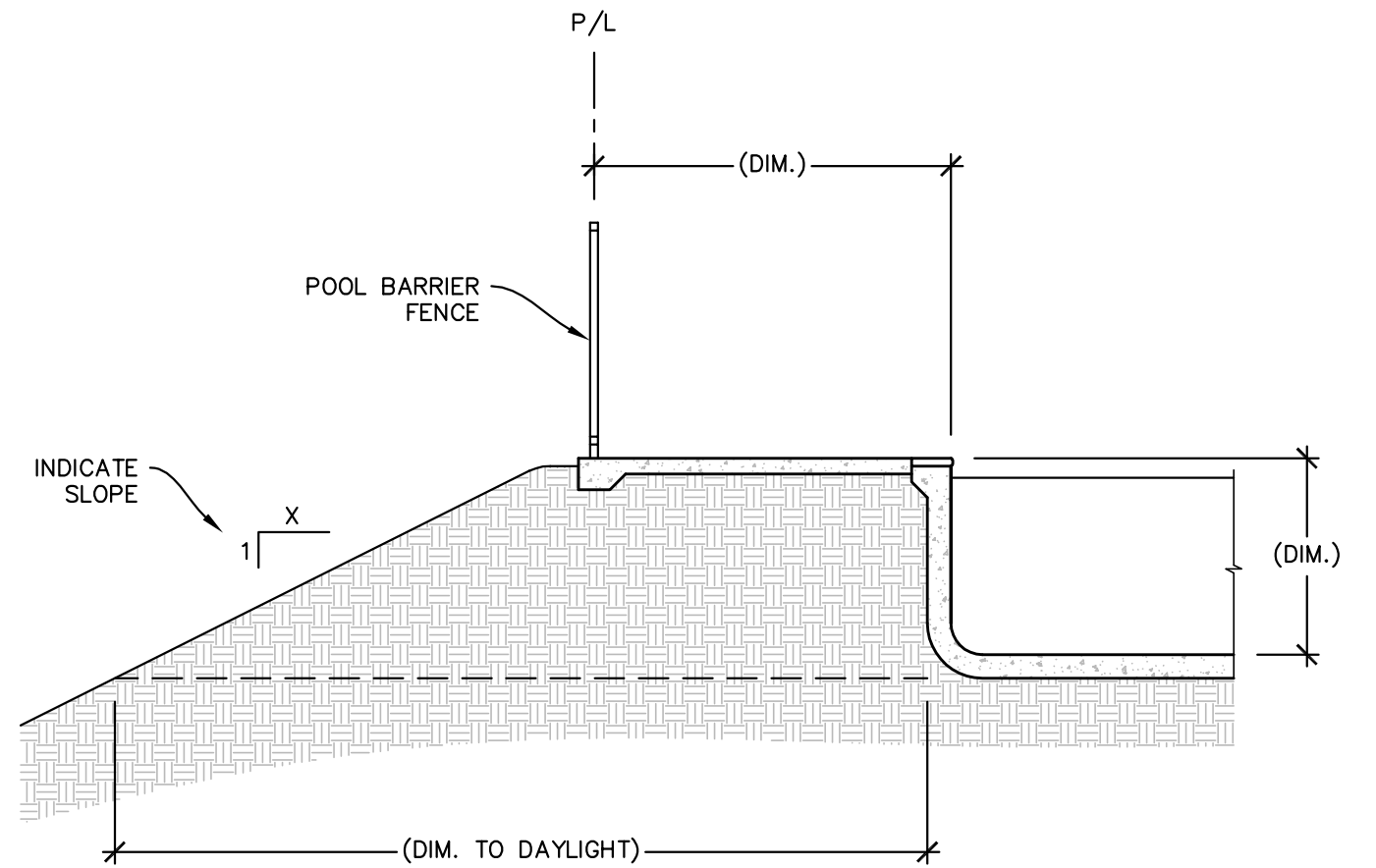
# RESIDENTIAL SWIMMING POOL SITE PLAN REQUIREMENTS



## SECTION 'A'

SCALE: 1/4" = 1'-0"

1. SLOPE SETBACK SHALL COMPLY WITH CALIFORNIA BUILDING CODE CHAPTER 18 OR GEOTECHNICAL REPORT REQUIREMENTS.



## SECTION 'B'

SCALE: 1/4" = 1'-0"