



**CITY OF SANTA CLARITA
BUILDING & SAFETY DIVISION
(661) 255-4935**

**POLICY FOR BARRIERS AND ENCLOSURES FOR
RESIDENTIAL (R-3) SWIMMING POOLS, SPAS, AND HOT TUBS**

Whenever a building permit is issued for construction of a new swimming pool, spa, or hot tub, or for the remodel of an existing pool, spa, or hot tub at a private, single-family home, it shall be equipped with both an approved **BARRIER** to provide protection to neighboring properties and the public way, as well as an approved **ENCLOSURE** to provide protection to the occupants of the home. It is the property owner's responsibility to maintain these safety features.

BARRIER REQUIREMENTS

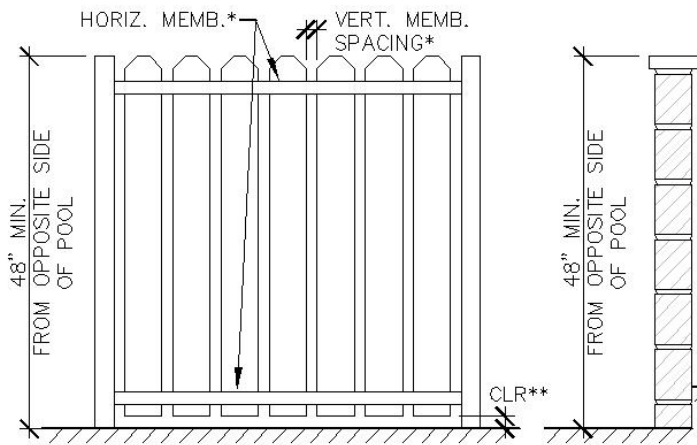
The pool, spa, or hot tub (referred to below as "pool") shall be equipped with a barrier to separate it from all adjacent properties and/or the public way. The barrier shall meet one of the two following requirements:

- 1. Barrier Fencing:** Provide a barrier between the pool and all adjacent properties and the public way to meet the specifications shown in the Barrier Fence Diagram. For access gates and the dwelling walls as barriers:
 - Access doors or gates must open away from the pool area and shall be self-closing and self-latching with a release mechanism located 54 inches min. above the ground.
 - If the release mechanism is located less than 54 inches from the bottom of the door or gate, the release mechanism shall be located on the pool side of the door or gate 3 inches or more, below the top of the door or gate, and the door or gate and barrier shall be without openings greater than ½ inch within 18 inches of the release mechanism.
 - When using the dwelling wall as a barrier, one of the following shall apply:
 - Doors with direct access to the pool shall be equipped with door alarms listed and labeled per UL 2017 with the deactivation switch located 54 inches min. above the door threshold.
 - The pool shall be equipped with a power safety cover complying with ASTM F 1346
 - Doors with direct access to the pool through that wall shall be self-closing and self-latching
 - Garage "man door" with direct access to the pool shall be self-closing and self-latching
- 2. Safety Cover:** A pool equipped with a power safety pool cover or a spa equipped with a safety cover complying with ASTM F 1346 need not comply with the above barrier requirements.

ENCLOSURE REQUIREMENTS

The pool, spa, or hot tub (referred to below as "pool") shall be equipped with an approved barrier, as required above, as well as two of the following enclosures or drowning prevention safety features to serve as protection between the pool and the occupants of the home.

- 1. Enclosure Fencing:** The pool shall be isolated from access to the home by an approved fence or wall that meets all the requirements for a pool barrier with the exception the fence height to be 60 inches min. and the release mechanisms placed 60 inches min. above the ground; *or*,
- 2. Removable Mesh Fencing:** The pool shall incorporate removable mesh pool fencing measuring 60 inches in height min. that meets ASTM F 2286 in conjunction with a gate that is self-closing and self-latching and can accommodate a key lockable device; *or*,
- 3. Safety Cover:** The pool shall be equipped with an approved safety pool cover that meets all requirements of ASTM F 1346; *or*,
- 4. Exit Alarms:** Doors providing direct access to the pool from the dwelling shall be equipped with exit alarms; *or*,
 - 5. Self-Closing & Self-Latching Doors:** All doors and providing direct access from the home to the pool shall be equipped with a self-closing, self-latching device with a release mechanism placed 54 inches min. above the floor; *or*,
- 6. Pool Alarms:** Pool alarms that, when placed in pools, will sound upon detection of accidental or unauthorized entrance into the water. The pool alarms shall meet all requirements of ASTM F 2208; *or*,
- 7. Other Means of Protection:** Other means of protection, if the degree of protection afforded is equal to or greater than that afforded by any of the devices set forth above, have been independently verified by an approved testing laboratory, and have been approved by the City Building Official.



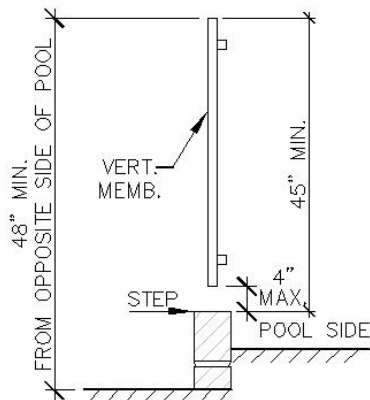
ADD'L NOTES:

- BARRIERS SHALL BE CONSTRUCTED SO THEY ARE NOT EASILY CLIMBABLE.
- SOLID BARRIERS WHICH DO NOT HAVE ANY OPENINGS, SHALL BE FREE OF ANY PROTRUSIONS OR INDENTATIONS.
- OPNGS IN BARRIERS SHALL NOT ALLOW PASSAGE OF A 4" DIAM. SPHERE.
- **THE MAX VERT. CLEARANCE AT THE BOTTOM OF THE BARRIER SHALL NOT BE GREATER THAN 2" ABOVE NATURAL GRADE OR NOT GREATER THAN 4" ABOVE CONCRETE MEASURED ON THE OPPOSITE SIDE OF THE POOL.
- WHERE A BARRIER IS COMPOSED OF DIAGONAL MEMBERS, THE OPENINGS SHALL NOT BE GREATER THAN 1 3/4".
- BARRIERS SHALL BE LOCATED SO AS TO PROHIBIT PERMANENT STRUCTURES, EQUIPMENT OR SIMILAR OBJECTS FROM BEING USED TO CLIMB THE BARRIERS.

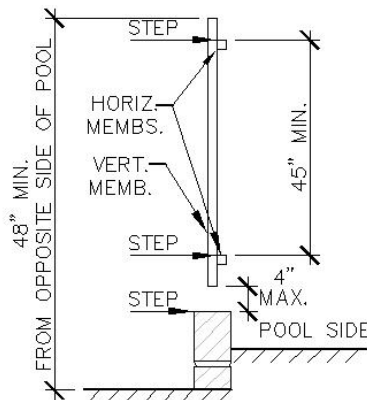
***BARRIERS WITH VERT. & HORIZ. MEMBERS:**

- WHERE THE DISTANCE BETWEEN THE TOPS OF THE HORIZ. MEMBERS IS LESS THAN 45", THE HORIZ. MEMBERS SHALL BE LOCATED ON THE POOL SIDE & THE SPACING BETWEEN THE VERT. MEMBERS SHALL NOT BE GREATER THAN 1 3/4" IN WIDTH.
- WHERE THE DISTANCE BETWEEN THE TOPS OF THE HORIZ. MEMBERS IS 45" OR MORE, SPACING BETWEEN VERT. MEMBERS SHALL NOT BE GRATER THAN 4".
- WHERE THERE ARE DECORATIVE CUTOUTS WITHIN VERT. MEMBERS, SPACING WITHIN THE CUTOUT SHALL NOT BE GREATER THAN 1 3/4" IN WIDTH.

TYPICAL BARRIER FENCE

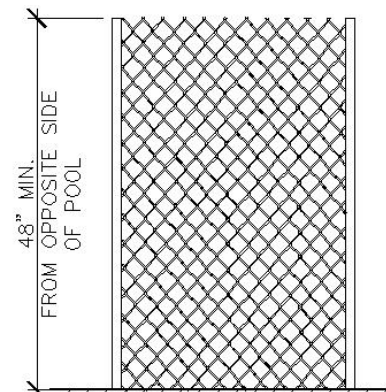


SCENARIO A
IF VERT. MEMB. SPACING IS 1 3/4" OR LESS, PROVIDE 45" MIN. FROM TOP OF WALL TO TOP OF BARRIER FENCE



SCENARIO B
IF VERT. MEMB. SPACING IS MORE THAN 1 3/4" BUT LESS THAN 4", PROVIDE 45" MIN. BETWEEN TOPS OF HORIZ. MEMBS.

COMBINATION BARRIER FENCE



PLANNING APPROVAL IS REQUIRED PRIOR TO INSTALLATION OF NEW CHAIN LINK FENCES. MESH SIZE FOR CHAIN LINK FENCES SHALL BE NOT GREATER THAN 2 1/4" SQUARE UNLESS THE FENCE IS PROVIDED WITH SLATS FASTENED AT THE TOP OR BOTTOM WHICH REDUCE THE OPENINGS TO NOT MORE THAN 1 3/4".

CHAIN LINK BARRIER FENCE

BARRIER FENCE DIAGRAM

STATEMENT TO BE SIGNED BY PROPERTY OWNER

This is to certify that I have read and understand the attached sheet regarding the City's pool barrier and enclosure requirements for swimming pools, spas, and hot tubs and that I, as the owner will meet these conditions prior to filling the swimming pool, spa, and/or hot tub. I understand it is my responsibility to maintain the approved barrier and enclosure for my swimming pool, spa, and/or hot tub.

Owner's Signature

Date